

Data Warehouse training


April 16, 2026

Agenda

Data Warehouse training


- Understand how to access State DW
- How to ODBC in Microsoft Access and Excel
- How to use Microsoft Excel's Legacy Query Wizard
- How to understand manual SQL query construction
- How to go from a Cognos Report to personal Excel custom report
 - [AM01 Expenditure Transaction Detail by Unit](#)
- QA and Update on PowerBI migration
- QRG's [here!](#)

Your Computer




At first, your computer has no idea that the State DW exists, and the State DW has no idea that your computer exists - they are strangers with no way to communicate with each other

State Data Warehouse




HOW CAN YOU COMMUNICATE WITH THE STATE DW?

Your Computer



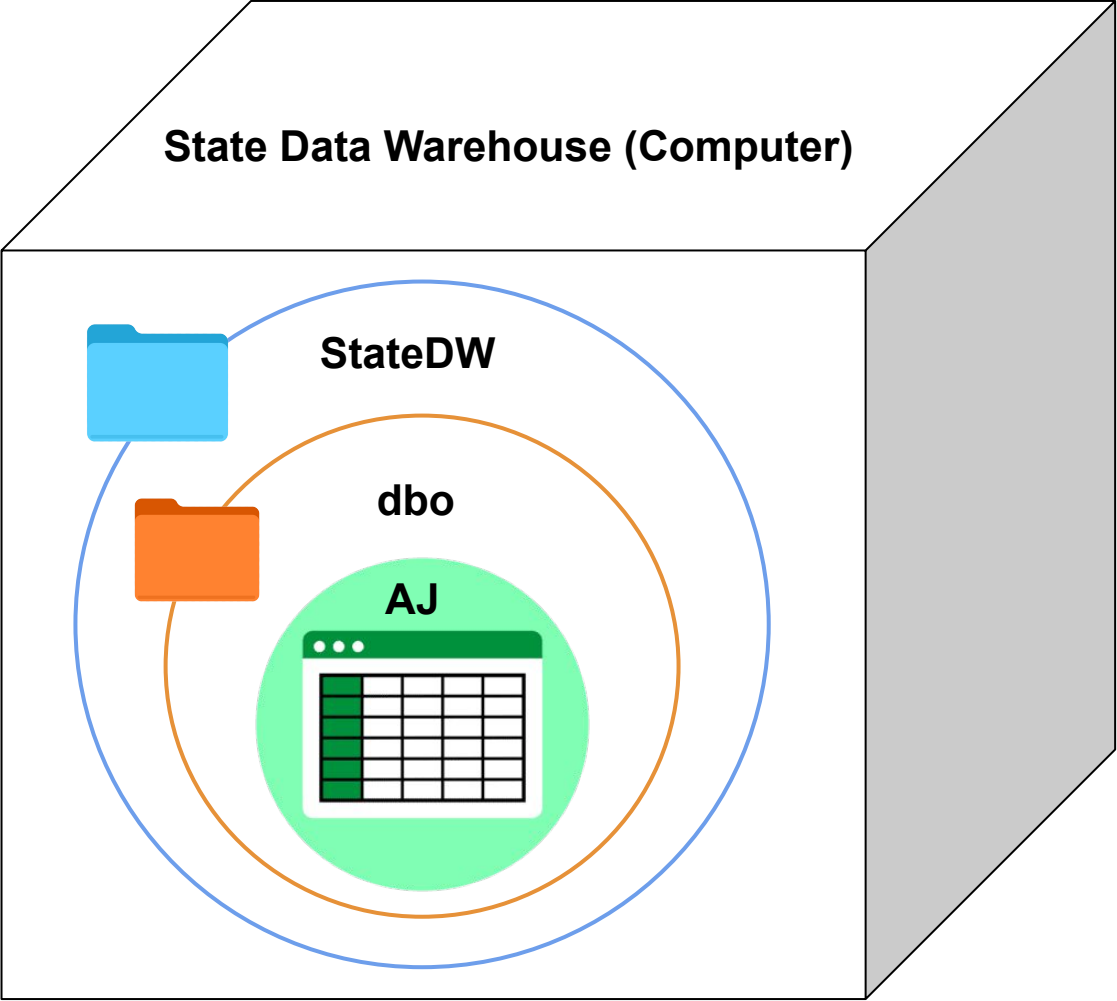
The “phone number” of the State DW has to be configured (ODBC Driver) on your computer so that your computer can “call” the StateDW (Data Source Name - DSN)

State Data Warehouse

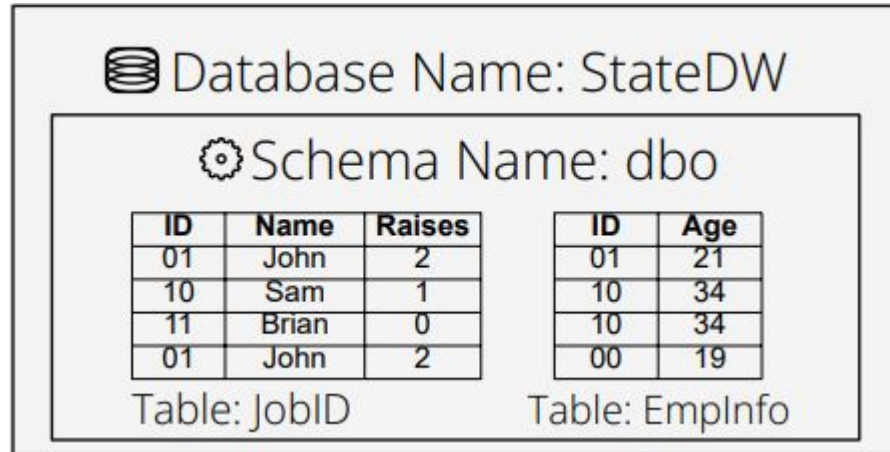


The State DW only accepts “calls” from verified “numbers” - the State VPN assigns to you a verified number

Structure of the State Data Warehouse



Language of the State Data Warehouse



```
select [data fields]
from [data table] as [alias]
join [other data table] on [matching data fields]
group by [data field for groups]
where [filtering condition]
```

```
select distinct Name, Raises
from StateDW.dbo.JobID as jid
where jid.Name='John'
```

This returns:

Name	Raises
John	2